

AUDITED FINANCIAL STATEMENTS

FOR THE PERIOD FROM

1-4-2022 TO 31-3-2023

OF

J S P M'S

**RAJARSHI SHAHU COLLEGE OF ENGG.
TATHAWADE.**

Rajarshi Shahu College of Engineering


BALANCE SHEET AS ON 31ST MARCH 2023

Particulars	Amount	Amount
Sources of Funds :		
JSPM Trust.		348,198,409
Total		348,198,409
Application of Funds :		
Fixed Assets		64,966,909
Investment		-
Working Capital		283,231,500
Current Assets		
Loans & Advances	3,792,079	
Deposits	118,800	
Sundry Debtors	325,202,228	
Cash-in-hand	21,683	
Bank Accounts	9,457,506	
Prepaid Affiliation fee	112,500	
Sub total	338,704,796	
Less : Current Liabilities		
Deposits	6,409,146	
Sundry Creditors	3,173,380	
Other Current Liabilities	45,890,770	
Sub total	55,473,296	
Income & Expenditure		
Opening period	-	
Current Period	64,498,498	
Less: Transfer	64,498,498	
Total		348,198,409

As per our report of Even Date
For Avadhoot A Deshpande and Co.
Chartered Accountants
FRN No. 158852W

Place : Pune

Date :

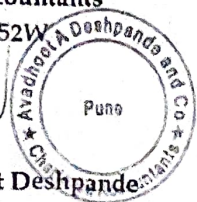

Dr. R. K. Jain
Principal, RSCOE




Proprietor

CA Avadhoot Deshpande
M No.128561

UDIN : 23128561BGWKAC3558



Rajarshi Shahu College of Engineering

Income & Expenditure Statement


01-04-2022 to 31-03-2023


Particulars	Amount
Income	
Fees Collected	519,571,675
Consultancy Fee	834,838
Interest Received	183,145
Total	520,589,658
Expenditure	
Amount	
Salary	302,446,030
Meeting Expenses-GB,AC,CDC,BOS	3,200,102
Academic Meeting Of Staff	4,114,416
Conveyance Travelling For Staff Official Work	1,828,629
Chemicals & Consumables	5,412,032
AICTE,Univ, Affiliation & Membership Fee	1,647,049
Postage & Courier Expenses	2,655,145
Printing and Stationery Expenses	3,152,822
Repairs and Maintenance	9,616,195
Recruitment of Staff Exp	4,010,297
Student Conference & Seminar	3,247,258
Annual Maintenance (AMC) Exp	3,090,469
Induction Programme Expenses	3,155,452
Gathering, Technical Event Expenses	3,565,861
Advertisement Admission Expenses	3,061,932
Bank Charges	12,393
Bank Intrest Exp	17,381,210
Consultancy Expenses	2,110,256
Exam papers printing Exp	3,023,952
Depreciation	12,806,850
Eligibility Fees	3,949,179
Garden Expenses	3,517,173
Guest Honararium Charges	2,187,824
Industrial Visite Expenses	2,688,315
Internet Expenses	2,293,478
Student Sports Expenses	4,651,481
Office Expenses	2,774,053
Periodicals & Journals & Subscription	2,216,065
College Audit Fees	613,000
Electricity Power & Fuel	4,424,869
Professional Fees	95,711
Advertisement Recruitment of Staff	4,035,433
Petent, Research & Development Exp	3,351,078
Security Expenses	4,707,276
Software & Services Exp.	2,782,286
Staff Conference & Seminar Expenses	3,967,906
Student Competitions Exp	2,530,407
Tranning Placment Expenses	2,504,819
Event Expenses	3,422,923
Telephone Expenses	1,398,366
Transport Charges Student & Staff	2,306,124
Visiting Faculty	1,231,080
Water Expenses	2,718,618
Advertisement Digital Media Exp	2,185,346
Total Expenditure	456,091,160
Excess of Income over Expenditure	64,498,498

As per our report of Even Date

For Avadhoot A Deshpande and Co.
Chartered Accountants

Place : Pune
Date :


Dr. R. K. Jain
Principal, RSCOE




Proprietor

Avadhoot Deshpande

M No.128561

UDIN : 23128561BGWKAC3558

Rajarshi Shahu College of Engg.

Schedules Of Fixed Assets.

2022-23

Sr. No.	Assets	Rate Of Dep. %	Opening Balance		Additions		Additions Total	Total 2022-23	Depreciation		Total Depreciation	Closing balance. 31-03-23
			01-04-22		Before 180 Days	After 180 Days			Before 180 Days	After 180 Days		
1	Building	10%	14,297,567	-	-	-	14,297,567	1,429,757	-	1,429,757	12,867,810	
2	Computer Equipments	40%	5,730,756	844,025	3,267,512	3,267,512	8,998,268	3,261,697	168,805	3,430,502	5,567,766	
3	Furniture & Fixture	10%	12,330,246	533,319	3,900,757	3,900,757	16,231,003	1,569,768	26,666	1,596,434	14,634,569	
4	Library Books	40%	2,466,652	462,586	800,045	800,045	3,266,697	1,121,644	92,517	1,214,162	2,052,535	
5	Equipments	15%	23,889,521	1,480,516	11,090,703	11,090,703	34,980,224	5,024,956	111,039	5,135,995	29,844,229	
	Grand Total		58,714,741	3,320,446	19,059,017	19,059,017	77,773,759	12,407,823	399,027	12,806,850	64,966,909	




Rajarshi Shahu College of Engg.

RECEIPTS & PAYMENT STATEMENT

FROM 1-4-2022 To 31-3-2023


RECEIPT		AMOUNT	PAYMENT	AMOUNT
To	Opening Balance	24,698,799	By Salary	302,446,030
	Cash In Hand	8,456	By Meeting Expenses-GB,AC,CDC,BOS	3,200,102
	Cash At Bank	24,690,343	By Academic Meeting Of Staff	4,114,416
To	Fees & Other Receipts	573,059,536	By Conveyance Travelling For Staff Official Work	1,828,629
			By Chemicals & Consumables	5,412,032
			By AICTE, Univ, Affiliation & Membership Fee	1,647,049
			By Postage & Courier Expenses	2,655,145
			By Printing and Stationery Expenses	3,152,822
			By Repairs and Maintenance	9,616,195
			By Recruitment of Staff Exp	4,010,297
			By Student Conference & Seminar	3,247,258
			By Annual Maintenance (AMC) Exp	3,090,469
			By Induction Programme Expenses	3,155,452
			By Gathering, Technical Event Expenses	3,565,861
			By Advertisement Admission Expenses	3,061,932
			By Bank Charges	12,393
			By Bank Intrest Exp	17,381,210
			By Consultancy Expenses	2,110,256
			By Exam papers printing Exp	3,023,952
			By Eligibility Fees	3,949,179
			By Garden Expenses	3,517,173
			By Guest Honararium Charges	2,187,824
			By Industrial Visite Expenses	2,688,315
			By Internet Expenses	2,293,478
			By Student Sports Expenses	4,651,481
			By Office Expenses	2,774,053
			By Periodicals & Journals & Subscription	2,216,065
			By College Audit Fees	613,000
			By Electricity Power & Fuel	4,424,869
			By Professional Fees	95,711
			By Advertisement Recruitment of Staff	4,035,433
			By Patent, Research & Development Exp	3,351,078
			By Security Expenses	4,707,276
			By Software & Services Exp.	2,782,286
			By Staff Conference & Seminar Expenses	3,967,906
			By Student Competitions Exp	2,530,407
			By Training Placment Expenses	2,504,819
			By Event Expenses	3,422,923
			By Telephone Expenses	1,398,366
			By Transport Charges Student & Staff	2,306,124
			By Visiting Faculty	1,231,080
			By Water Expenses	2,718,618
			By Advertisement Digital Media Exp	2,185,346
			By Fixed Assets	19,059,017
			By Advance	3,298,808
			By Trust	122,637,012
			By By Closing Balance	9,479,189
			Cash In Hand	21,683
			Cash At Bank	9,457,506
	Total	597,758,335	Total	597,758,335

Place : Pune


Dr. R. K. Jain
Principal, RSCO



As per our report of Even Date
For Avadhoot A Deshpande and Co.
Chartered Accountants


Avadhoot Deshpande
M No.128561

AUDIN : 23128561 BGWKAC3558


Rajarshi Shahu College of Engg.

Tathawade, Pune.

Budget for the period 1-4-2023 To 31-3-2024

RECEIPT	AMOUNT	PAYMENT	AMOUNT
To Fees & Other Income	546,619,141	By Salary	311,519,411
		By Meeting Expenses-GB,AC,CDC,BOS	3,296,105
		By Academic Meeting Of Staff	4,237,849
		By Conveyance Travelling For Staff Official	1,883,488
		By Chemicals & Consumables	5,574,393
		By AICTE,Univ, Affiliation & Membership	1,696,460
		By Postage & Courier Expenses	2,734,799
		By Printing and Stationery Expenses	3,247,407
		By Repairs and Maintenance	9,904,681
		By Recruitment of Staff Exp	4,130,606
		By Student Conference & Seminar	3,344,676
		By Annual Maintenance (AMC) Exp	3,183,183
		By Induction Programme Expenses	3,250,116
		By Gathering, Technical Event Expenses	3,672,837
		By Advertisement Admission Expenses	3,153,790
		By Bank Charges	12,765
		By Bank Intrest Exp	17,902,646
		By Consultancy Expenses	2,173,564
		By Exam papers printing Exp	3,114,671
		By Eligibility Fees	4,067,654
		By Garden Expenses	3,622,688
		By Guest Honararium Charges	2,253,459
		By Industrial Visite Expenses	2,768,964
		By Internet Expenses	2,362,282
		By Student Sports Expenses	4,791,025
		By Office Expenses	2,857,275
		By Periodicals & Journals & Subscription	2,282,547
		By College Audit Fees	631,390
		By Electricity Power & Fuel	4,557,615
		By Professional Fees	98,582
		By Advertisement Recruitment of Staff	4,156,496
		By Petent, Research & Development Exp	3,451,610
		By Security Expenses	4,848,494
		By Software & Services Exp.	2,865,755
		By Staff Conference & Seminar Expenses	4,086,943
		By Student Competitions Exp	2,606,319
		By Tranning Placment Expenses	2,579,964
		By Event Expenses	3,525,611
		By Telephone Expenses	1,440,317
		By Transport Charges Student & Staff	2,375,308
		By Visiting Faculty	1,268,012
		By Water Expenses	2,800,177
		By Advertisement Digital Media Exp	2,250,906
		By Fixed Assets	215,040
		By JSPM Trust	89,821,262
	546,619,141		546,619,141




Dr. R. K. Jain
 Principal, RSCOE

Rajarshi Shahu College of Engg.

Tathawade, Pune.

Budget for the period 1-4-2024 To 31-3-2025

RECEIPT	AMOUNT	PAYMENT	AMOUNT
To Fees & Other Income	573,950,098	By Salary	323,980,187
		By Meeting Expenses-GB,AC,CDC,BOS	3,427,949
		By Academic Meeting Of Staff	4,407,363
		By Conveyance Travelling For Staff Official	1,958,827
		By Chemicals & Consumables	5,797,369
		By AICTE,Univ, Affiliation & Membership	1,764,319
		By Postage & Courier Expenses	2,844,191
		By Printing and Stationery Expenses	3,377,303
		By Repairs and Maintenance	10,300,868
		By Recruitment of Staff Exp	4,295,830
		By Student Conference & Seminar	3,478,463
		By Annual Maintenance (AMC) Exp	3,310,510
		By Induction Programme Expenses	3,380,120
		By Gathering, Technical Event Expenses	3,819,750
		By Advertismnt Admission Expenses	3,279,942
		By Bank Charges	13,276
		By Bank Intrest Exp	18,618,752
		By Consultancy Expenses	2,260,506
		By Exam papers printing Exp	3,239,257
		By Eligibility Fees	4,230,361
		By Garden Expenses	3,767,596
		By Guest Honararium Charges	2,343,597
		By Industrial Visite Expenses	2,879,723
		By Internet Expenses	2,456,774
		By Student Sports Expenses	4,982,666
		By Office Expenses	2,971,566
		By Periodicals & Journals & Subscription	2,373,849
		By College Audit Fees	656,646
		By Electricity Power & Fuel	4,739,920
		By Professional Fees	102,525
		By Advertisement Recruitment of Staff	4,322,756
		By Petent, Research & Development Exp	3,589,675
		By Security Expenses	5,042,434
		By Software & Services Exp.	2,980,385
		By Staff Conference & Seminar Expenses	4,250,421
		By Student Competitions Exp	2,710,572
		By Tranning Placment Expenses	2,683,162
		By Event Expenses	3,666,635
		By Telephone Expenses	1,497,930
		By Transport Charges Student & Staff	2,470,320
		By Visiting Faculty	1,318,733
		By Water Expenses	2,912,184
		By Advertisement Digital Media Exp	2,340,943
		By Fixed Assets	223,642
		By JSPM Trust	98,880,304
	573,950,098		573,950,098



(Signature)

Dr. R. K. Jain
Principal, RSCOE